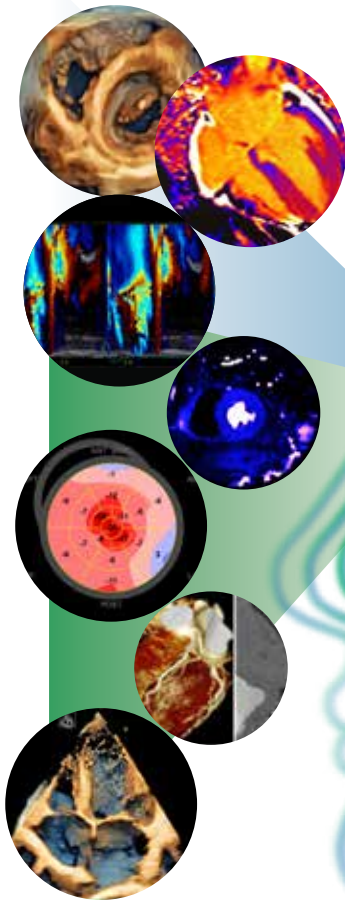


November 26th, 2022

ISTITUTO AUXOLOGICO ITALIANO and Romanian Cardiology: A Long-Standing Win-Win Collaboration



PROGRAM

organized by:

Auxologico
IRCCS



RATIONALE

Over the years, a successful professional relationship and a close friendship have been established between eminent Romanian cardiologists and colleagues working in Italy. This long-standing collaboration has resulted also in an effective exchange of young Romanian cardiologists between several Romanian Academic Institutions and the Istituto Auxologico Italiano. Romanian cardiologists have joined Auxologico in Milan in order to run multiple research and training projects.

The results of this exchange have been extraordinary, holding mutual benefits for both the home Institution and Auxologico, as well as for the personal careers and professional growth of the Romanian researchers. This scientific collaboration has been recently formalized into a specific agreement between the Carol Davila University of Medicine in Bucharest and University of Milano-Bicocca in Milan to promote and strengthen the academic cooperation between the two Universities.

This meeting aims to provide an overview of the most recent advances in the field of cardiovascular imaging.

With this event, we want to celebrate the research activity and the professional achievements of the brilliant Romanian researchers joining at the Istituto Auxologico Italiano in Milan, and also to highlight the strengths and the benefits for a young Romanian cardiologist to spend a research fellowship in our center. For those who have already completed their fellowships at the Istituto Auxologico Italiano, we would like to bring them into the spotlight of the Romanian Cardiology community, to personally congratulate and thank them for their exceptional contribution to the growth of the scientific knowledge with their numerous joint publications in the cardiovascular imaging field. We hope that their experience may be of support and inspiration to future young Cardiologists aspiring to an international research fellowship under the framework of shared research programs.

INTENDED AUDIENCE

The intended audience includes general cardiologists and cardiovascular imaging specialists, cardiologists in training and PhD students, cardiac anesthesiologists, radiologists, internal medicine specialists, general practitioners and other primary healthcare providers.

EDUCATIONAL OBJECTIVES

- Discuss new developments in multimodality imaging
- Compare the different types of imaging for the assessment of ischemia to determine which is the most beneficial for the specified clinical question
 - Learn about a newly recognized valve disorder: atrial functional tricuspid regurgitation
- Stratify the cardiovascular risk in hypertensive patients

VENUE



Hilton garden Inn Hotel,
12 Doamnei St. Bucharest



COURSE PROGRAM

08:15-09:00 **Registration of the attendees and welcome coffee**

09:00-09:10 **Welcome**

- **Mario Colombo**, CEO Istituto Auxologico Italiano, Milan, Italy
- **Bogdan Popescu**, Emergency Institute for Cardiovascular Diseases "Prof. Dr. C. C. Iliescu" and Carol Davila University of Medicine and Pharmacy, Bucharest, Romania; President of the Romanian Society of Cardiology

09:10-09:30 **The research journey from Mentee to Mentor**

Denisa Muraru, San Luca Hospital, Istituto Auxologico Italiano and University of Milano-Bicocca, Milan, Italy

SESSION 1 - Advanced cardiovascular imaging to assess the left ventricle

Chairpersons:

- **Dragoș Vinereanu**, Emergency University Hospital, Carol Davila University of Medicine and Pharmacy, Bucharest, Romania
- **Luminița Rotaru**, CardioRec, Corbeanca, Romania

09:30-09:50 **3D Echocardiography**

Sorina Mihăilă Bâldea, Emergency University Hospital and Carol Davila University of Medicine and Pharmacy, Bucharest, Romania

09:50-10:10 **Cardiac Magnetic Resonance**

Sebastian Onciul, Centrul Medical Emerald; Carol Davila University of Medicine and Pharmacy; Emergency Clinical Hospital, Bucharest, Romania

10:10-10:30 **Deformation imaging: from strain to myocardial work**

Bogdan Popescu, Emergency Institute for Cardiovascular Diseases "Prof. Dr. C. C. Iliescu" and Carol Davila University of Medicine, Bucharest, Romania


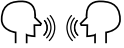

10:30-10:45 **Discussion** 

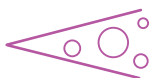
10:45-11:15 **Coffee break** 

SESSION 2 – Atrial fibrillation and tricuspid regurgitation

Chairpersons:

- **Luigi Badano**, San Luca Hospital, Istituto Auxologico Italiano and University of Milano-Bicocca, Milan, Italy
- **Bogdan Popescu**, Emergency Institute for Cardiovascular Diseases “Prof. Dr. C. C. Iliescu” and Carol Davila University of Medicine and Pharmacy, Bucharest, Romania

- 
- 11.15-11.35 **Classification and echocardiographic assessment of functional tricuspid regurgitation**
Noela Radu, Emergency Institute for Cardiovascular Diseases “Prof. Dr. C. C. Iliescu” and Carol Davila University of Medicine and Pharmacy, Bucharest, Romania
- 11.35-11.55 **Pathophysiology of functional tricuspid regurgitation during atrial fibrillation**
Andrada Camelia Guță, Houston Methodist Institute for Academic Medicine, Houston, Texas, United States of America
- 11.55-12.15 **Echocardiographic evaluation of the tricuspid annulus: why 3D imaging is a must?**
Diana Mihalcea, Emergency University Hospital and Carol Davila University of Medicine and Pharmacy, Bucharest, Romania
- 12.15-12.35 **Assessment of right ventricular remodeling and function in patients with tricuspid regurgitation**
Diana Ruxandra Hădăreanu, Craiova University of Medicine and Pharmacy, Craiova, Romania
- 12.35-12.50 **Discussion** 
- 12.50-14.00 **Lunch** 



SESSION 3 – Arterial hypertension and cardiovascular risk

Chairpersons:

- **Gianfranco Parati**, San Luca Hospital, Istituto Auxologico Italiano and University of Milano-Bicocca, Milan, Italy
- **Maria Dorobanțu**, Emergency Clinical Hospital and Carol Davila University of Medicine and Pharmacy, Bucharest, Romania



14.00–14.20 Cardiovascular risk in hypertensive patients

Gianfranco Parati, San Luca Hospital, Istituto Auxologico Italiano and University of Milano-Bicocca, Milan, Italy

14.20–14.40 The use of cardiac CT to stratify the cardiovascular risk: indications and results

Ramona Bică, CardioRec, Corbeanca, Romania

14.40–15.00 Differential diagnosis of left ventricular hypertrophy using multimodality imaging

Ana Maria Vintilă, Colțea Clinical Hospital; Carol Davila University of Medicine and Pharmacy, and CardioRec, Corbeanca, Romania

15.00–15.20 From arterial hypertension to HFpEF

Dragoș Vinereanu, Emergency University Hospital and Carol Davila University of Medicine and Pharmacy, Bucharest, Romania

15.20–15.35 Discussion

15.35–15.50 Coffee break

SESSION 4 - Non-invasive assessment of patients with suspected ischemic heart disease

Chairperson:

- **Denisa Muraru**, San Luca Hospital, Istituto Auxologico Italiano and University of Milano-Bicocca, Milan, Italy
- **Sorina Mihăilă Bâldea**, Emergency University Hospital and Carol Davila University of Medicine and Pharmacy, Bucharest, Romania


- 15.50-16.10 **Clinical evaluation of cardiovascular disease probability**
Dan Gaiță, Institute of Cardiovascular Diseases and Victor Babeș University of Medicine and Pharmacy, Timișoara, Romania
- 16.10-16.30 **Pharmacological stress echo: to whom and how?**
Michele Tomaselli, San Luca Hospital, Istituto Auxologico Italiano and University of Milano-Bicocca, Milan, Italy
- 16.30-16.50 **Cardiac CT**
Giuseppe Muscogiuri, San Luca Hospital, Istituto Auxologico Italiano and University of Milano-Bicocca, Milan, Italy
- 16.50-17.10 **Stress Cardiac Magnetic Resonance**
Camilla Torlasco, San Luca Hospital, Istituto Auxologico Italiano, Milan, Italy
- 17.10-17.25 **Discussion** 
- 17.25-18.00 **Awards Ceremony** 


Mario Colombo
Gianfranco Parati
Dragoș Vinereanu
Bogdan Popescu
Denisa Muraru
Luigi Badano




win-win

collaboration









www.auxologico.it

